



**N u F a c t 0 9**

# Beta Beams

Elena Wildner, CERN

**NuFact09, July 20-25, 2009 — Illinois Institute of Technology — Chicago**

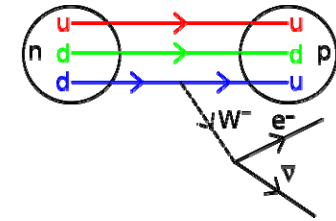
# Outline

- Beta Beam Concepts
- A Beta Beam Scenario
- Ion Production
- Other challenges
- Conclusion

**EURISOL**  
*Design Study*



# Beta-beams, recall

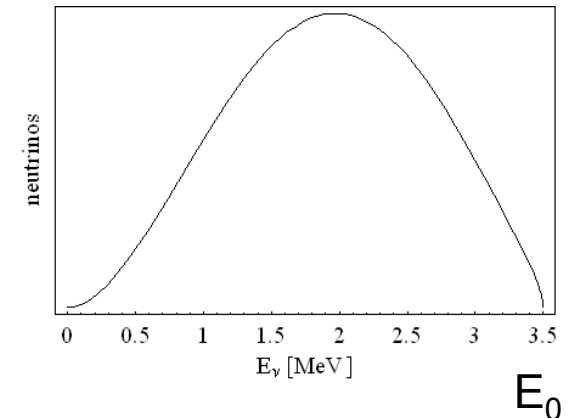


Aim: production of (anti-)neutrino beams from the beta decay of radioactive ions circulating in a storage ring

- Similar concept to the neutrino factory, but parent particle is a beta-active isotope instead of a muon.

## Beta-decay at rest

- $\nu$ -spectrum well known from the electron spectrum
- Reaction energy  $Q$  typically of a few MeV
- Accelerate parent ion to relativistic  $\gamma_{\max}$ 
  - Boosted neutrino energy spectrum:  $E_{\nu} \leq 2\gamma Q$
  - Forward focusing of neutrinos:  $\theta \leq 1/\gamma$
- Pure electron (anti-)neutrino beam!
  - Depending on  $\beta^+$ - or  $\beta^-$ - decay we get a neutrino or anti-neutrino
  - Two different parent ions for neutrino and anti-neutrino beams
- Physics applications of a beta-beam
  - Primarily neutrino oscillation physics and CP-violation
  - Cross-sections of neutrino-nucleus interaction



# Choice of radioactive ion species

- Beta-active isotopes

- Production rates
- Life time
- Dangerous rest products
- Reactivity (Noble gases are good)

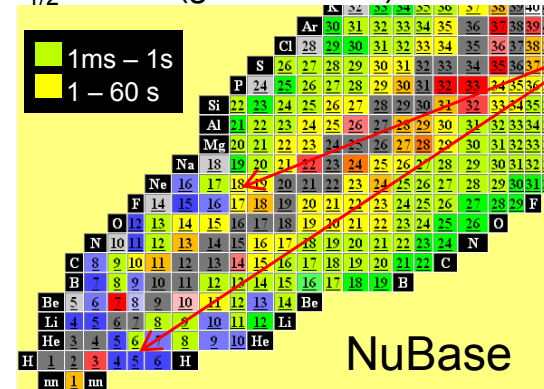
- Reasonable lifetime at rest

- If too short: decay during acceleration
- If too long: low neutrino production
- Optimum life time given by acceleration scenario
- In the order of a second

- Low Z preferred

- Minimize ratio of accelerated mass/charges per neutrino produced
- One ion produces one neutrino.
- Reduce space charge problems

$t_{1/2}$  at rest (ground state)



6He and 18Ne

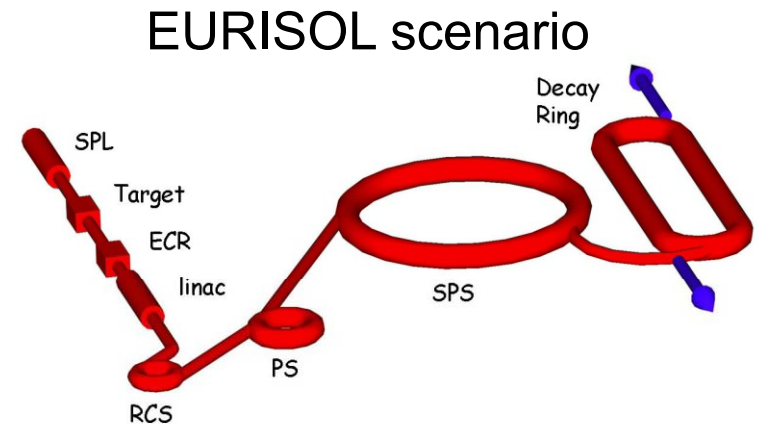
8Li and 8B

Isotope	A/Z	$T_{1/2}$ (s)	$Q_{\beta}$ eff (MeV)	$Q_{\beta}$ (MeV)	$E_{\beta}$ av (MeV)	$E_{\nu}$ av (MeV)	Ions/bunch	Decay rate	rate / $E_{\nu}$ av ( $s^{-1}$ )
$^6\text{He}$	3.0	0.80	3.5	3.5	1.57	1.94	$5 \cdot 10^{12}$		
$^8\text{He}$	4.0	0.11	10.7	9.1	4.35	4.80	$5 \cdot 10^{12}$		
$^8\text{Li}$	2.7	0.83	16.0	13.0	6.24	6.72	$3 \cdot 10^{12}$		
$^9\text{Li}$	3.0	0.17	13.6	11.9	5.73	6.20	$3 \cdot 10^{12}$		
$^{11}\text{Be}$	2.8	13.8	11.5	9.8	4.65	5.11	$3 \cdot 10^{12}$		
$^{15}\text{C}$	2.5	2.44	9.8	6.4	2.87	3.55	$2 \cdot 10^{12}$		
$^{16}\text{C}$	2.7	0.74	8.0	4.5	2.05	2.46	$2 \cdot 10^{12}$		
$^{16}\text{N}$	2.3	7.13	10.4	5.9	4.59	1.33	$1 \cdot 10^{12}$		
$^{17}\text{N}$	2.4	4.17	8.7	3.8	1.71	2.10	$1 \cdot 10^{12}$		
$^{18}\text{N}$	2.2	0.64	13.9	8.0	5.33	2.67	$1 \cdot 10^{12}$		
$^8\text{B}$	1.6	0.77	17.0	13.9	6.55	7.37	$2 \cdot 10^{12}$	$2 \cdot 10^{10}$	$2 \cdot 10^9$
$^{10}\text{C}$	1.7	19.3	2.6	1.9	0.81	1.08	$2 \cdot 10^{12}$	$6 \cdot 10^8$	$6 \cdot 10^8$
$^{14}\text{O}$	1.8	70.6	4.1	1.8	0.78	1.05	$1 \cdot 10^{12}$	$1 \cdot 10^8$	$1 \cdot 10^8$
$^{15}\text{O}$	1.9	122.	1.7	1.7	0.74	1.00	$1 \cdot 10^{12}$	$7 \cdot 10^7$	$7 \cdot 10^7$
$^{18}\text{Ne}$	1.8	1.67	3.3	3.0	1.50	1.52	$1 \cdot 10^{12}$	$4 \cdot 10^9$	$3 \cdot 10^9$
$^{19}\text{Ne}$	1.9	17.3	2.2	2.2	0.96	1.25	$1 \cdot 10^{12}$	$4 \cdot 10^8$	$3 \cdot 10^8$
$^{21}\text{Na}$	1.9	22.4	2.5	2.5	1.10	1.41	$9 \cdot 10^{11}$	$3 \cdot 10^8$	$2 \cdot 10^8$
$^{33}\text{Mg}$	2.1	...	...	...	...	...	...	...	...

# The EURISOL scenario<sup>(\*)</sup> boundaries



- Based on CERN boundaries
- Ion choice:  ${}^6\text{He}$  and  ${}^{18}\text{Ne}$
- Based on existing technology and machines
  - Ion production through ISOL technique
  - Bunching and first acceleration: ECR, linac
  - Rapid cycling synchrotron
  - Use of existing machines: PS and SPS
- Relativistic  $\gamma=100$  for both ions
  - SPS allows maximum of 150 ( ${}^6\text{He}$ ) or 250 ( ${}^{18}\text{Ne}$ )
  - Gamma choice optimized for physics reach
- Opportunity to share a Mton Water Cherenkov detector with a CERN super-beam, proton decay studies and a neutrino observatory



- Achieve an annual neutrino rate of
  - $2.9 \cdot 10^{18}$  anti-neutrinos from  ${}^6\text{He}$
  - $1.1 \cdot 10^{18}$  neutrinos from  ${}^{18}\text{Ne}$

top-down approach

- The EURISOL scenario will serve as reference for further studies and developments: Within Eurov we will study  ${}^8\text{Li}$  and  ${}^8\text{B}$

(\*) FP6 "Structuring the European Research Area" programme  
(CARE, contract number RII3-CT-2003-506395)

# Some scaling

- Accelerators can accelerate ions up to  $Z/A \times$  the proton energy.
- $L \sim E_\nu / \Delta m^2 \sim \gamma Q$ ,  $Flux \sim L^{-2} \Rightarrow Flux \sim Q^{-2}$
- Cross section  $\sim E_\nu \sim \gamma Q$
- Merit factor for an experiment at the atmospheric oscillation maximum:  $M = \gamma/Q$
- Decay ring length scales  $\sim \gamma$  (ion lifetime)

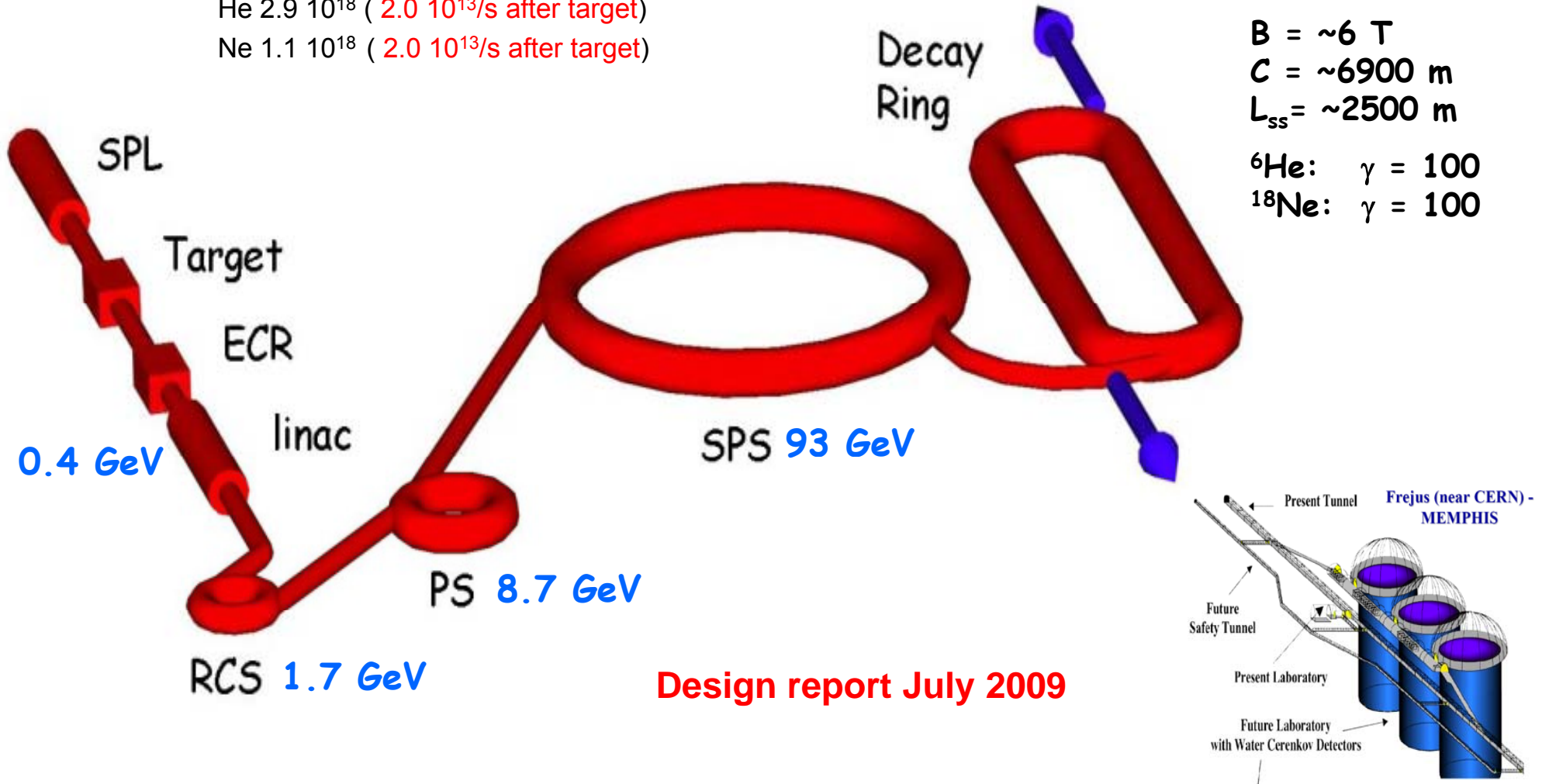
# The **EURISOL** scenario

## *Design Study*

Aimed:

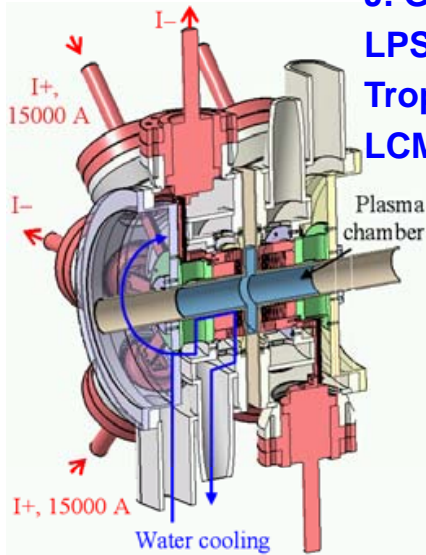
He  $2.9 \cdot 10^{18}$  ( $2.0 \cdot 10^{13}/s$  after target)

Ne  $1.1 \cdot 10^{18}$  ( $2.0 \cdot 10^{13}/s$  after target)



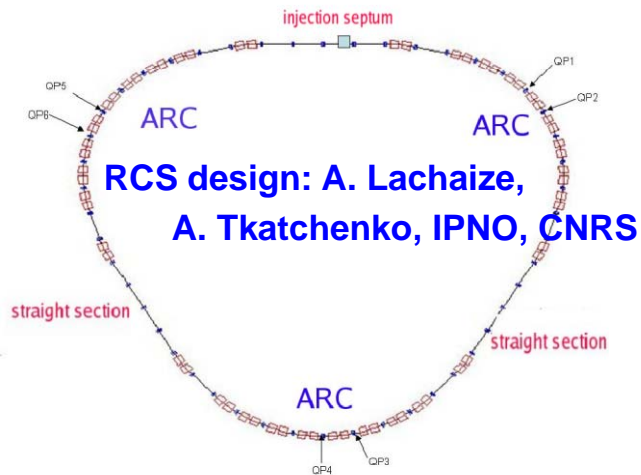
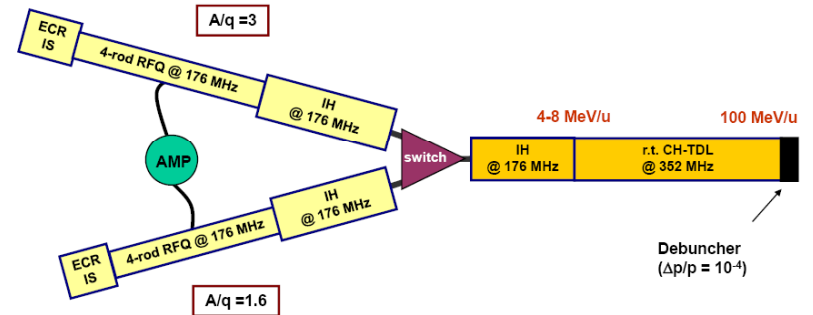
# ECR, Linac, RCS, Decay Ring (Nufact08)

T.Thuillier, L. Latrasse, T. Lamy, C. Fourel,  
 J. Giraud,  
 LPSC, CNRS/IN2P3-UJF-INP Grenoble,  
 Trophime, P. Sala, J. Dumas, F. Debray  
 LCMI, CNRS, Grenoble



**EURISOL**  
 Design Study

**LINAC Design: A. Bechtholt,  
 Frankfurt am Main**



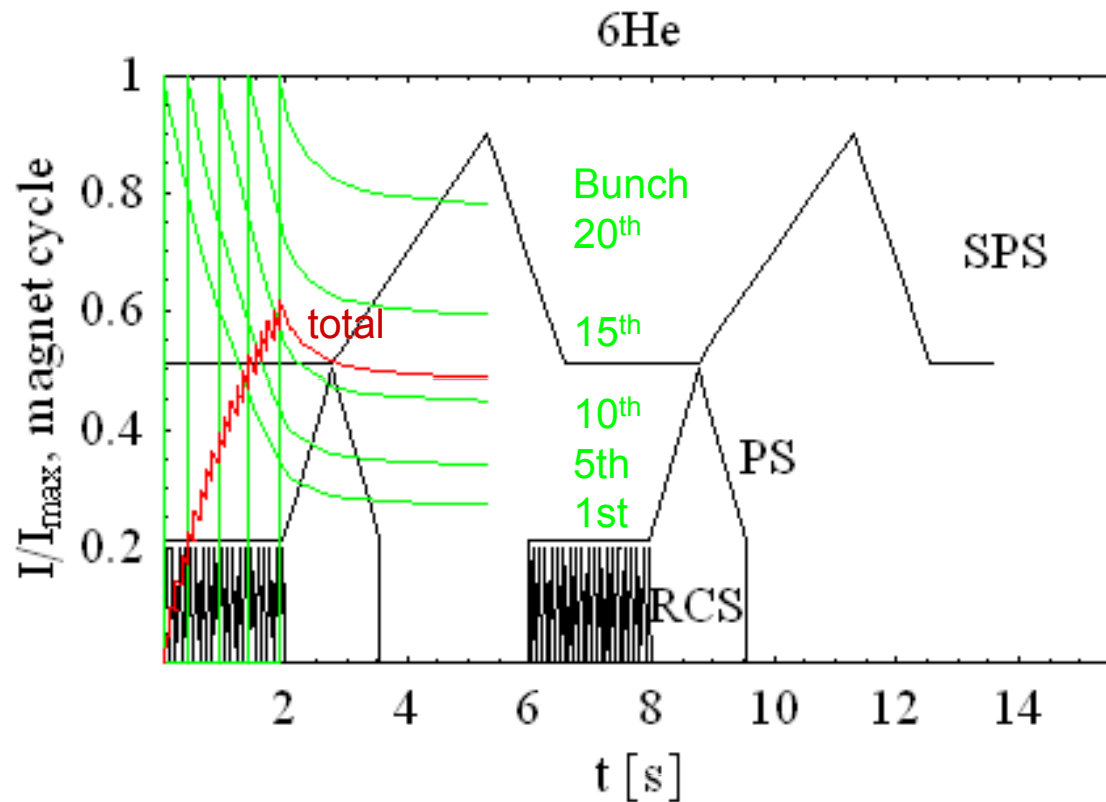
**RCS design: A. Lachaize,  
 A. Tkatchenko, IPNO, CNRS**



**Antoine CHANCÉ,  
 Jacques Payet  
 CEA Saclay IRFU/SACM**



# Intensity evolution during acceleration



Cycle optimized for neutrino rate towards the detector

30% of first  ${}^6\text{He}$  bunch injected are reaching decay ring  
Overall only 50% ( ${}^6\text{He}$ ) and 80% ( ${}^{18}\text{Ne}$ ) reach decay ring

Normalization

Single bunch intensity to maximum/bunch

Total intensity to total number accumulated in RCS

# Radioprotection

Residual Ambient Dose Equivalent Rate at 1 m distance from the beam line (mSv h <sup>-1</sup> )				
	RCS (quad - <sup>18</sup> Ne)	PS (dip - <sup>6</sup> He)	SPS	DR (arc - <sup>18</sup> Ne)
1 hour	15	10	-	5.4
1 day	2	6	-	2.6
1 week	2	2	-	1.7

Not a show stopper

Annual Effective Dose to the Reference Population (μSv)			
RCS	PS	SPS	DR
0.67	0.64	-	5.6 (only decay losses)

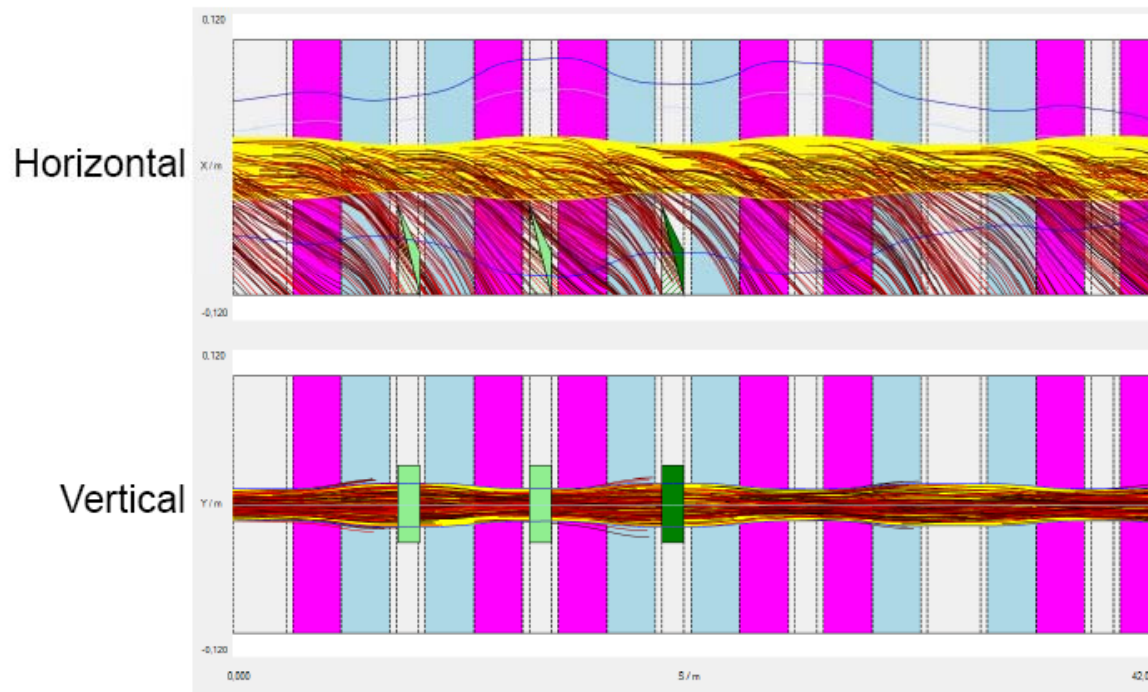
Stefania Trovati, Matteo Magistris, CERN

# Activation and coil damage in the PS

## StrahlSim: Losses



He-beam. Decay products tracked to the collimator and beampipe (red & black curves).

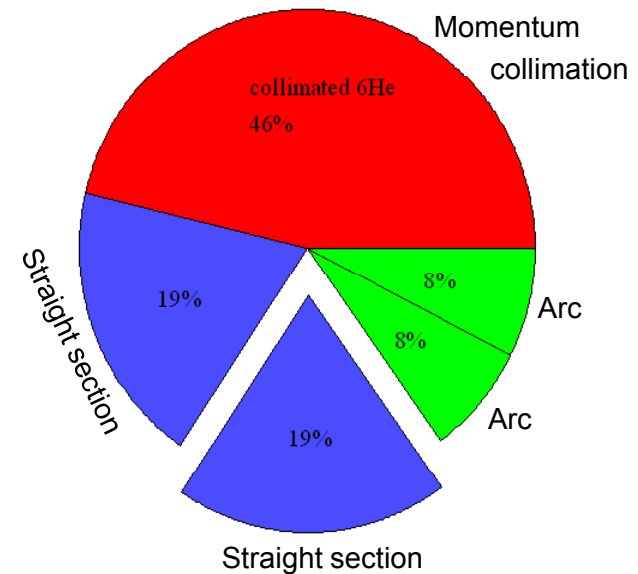
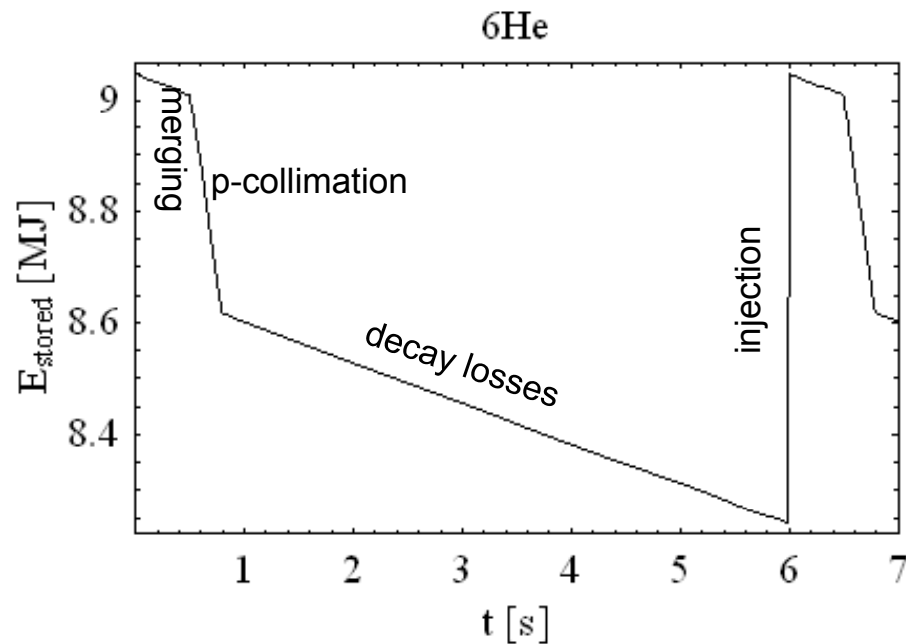


M. Kirk et. al GSI



The coils could support 60 years operation with a EURISOL type beta-beam

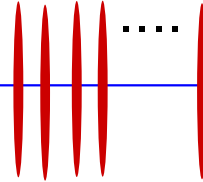
# Particle turnover in decay ring



- Momentum collimation (study ongoing):
  - $\sim 5 \cdot 10^{12}$   ${}^6\text{He}$  ions to be collimated per cycle
  - Decay:  $\sim 5 \cdot 10^{12}$   ${}^6\text{Li}$  ions to be removed per cycle per meter

# Duty factor and Cavities for He/Ne

**$10^{14}$  ions, 2% !!!**



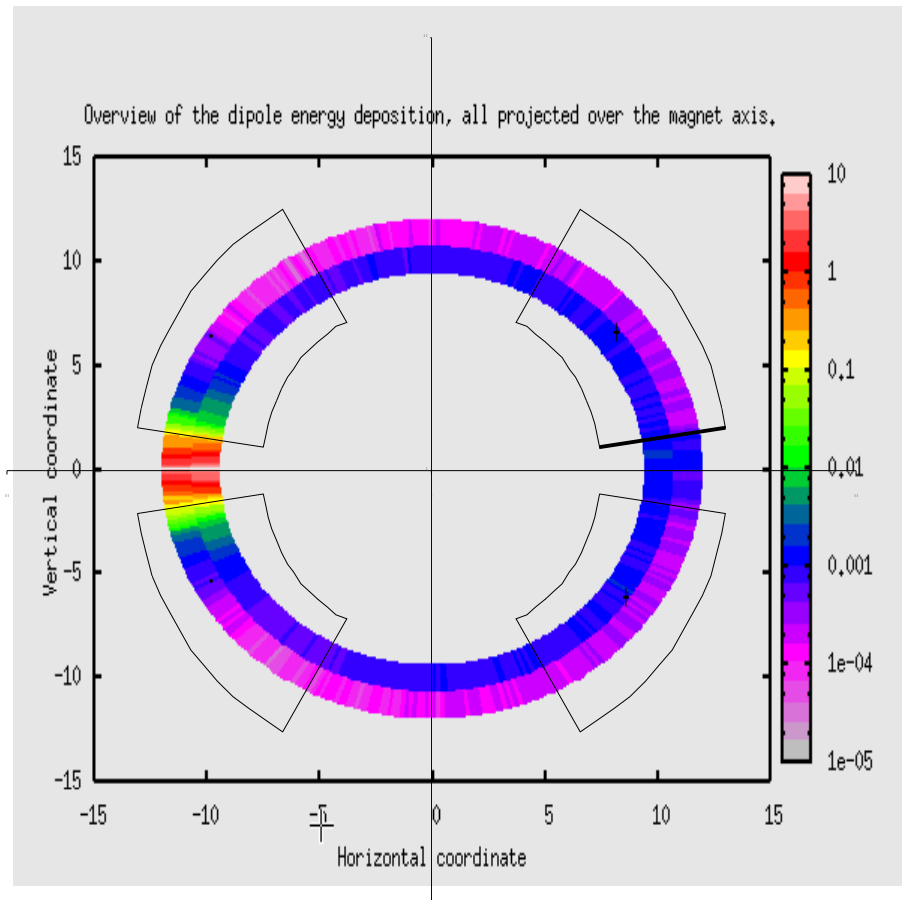
**20 bunches, 10 ns long, distance  $23 \times 4$  nanoseconds  
filling 1/11 of the Decay Ring, repeated every 23  
microseconds**

**Erk Jensen, CERN**

- Not conclusive yet - only first ideas - more work is needed!
- The heavy transient beam loading is unprecedented.
- Since there is no net energy transfer to the beam, the problem might be solved using a linear phase modulation in the absence of the beam, mimicking detuning - this could reduce gap transients.
- A high Q cavity (S.C.?) would be preferable.

# Open Midplane Dipole for Decay Ring

Cos $2\theta$  design open midplane magnet



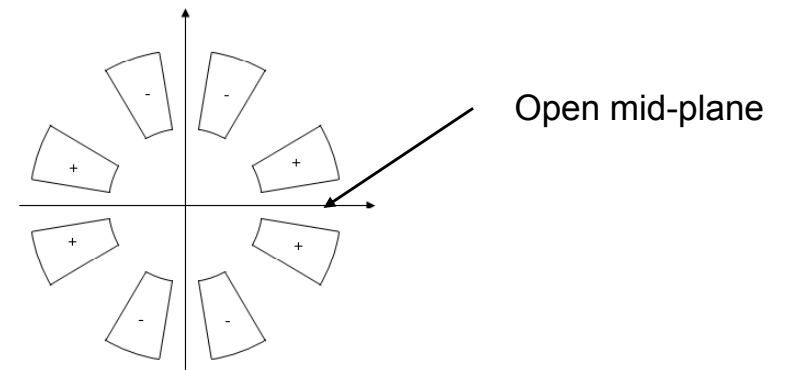
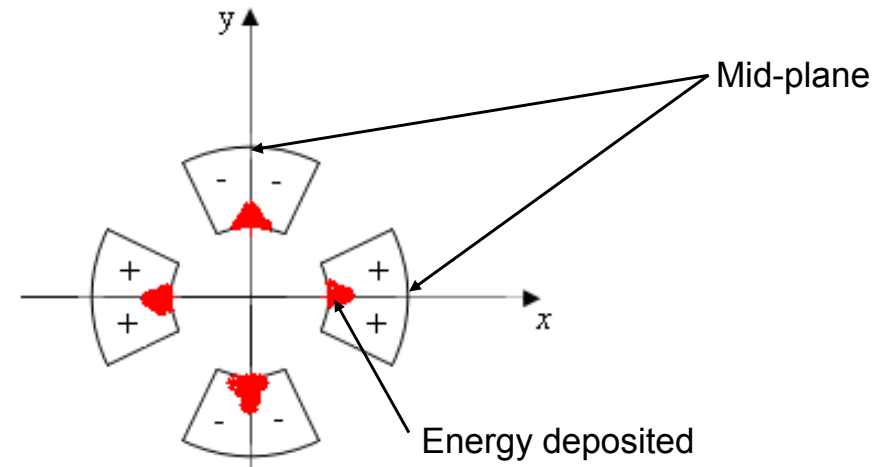
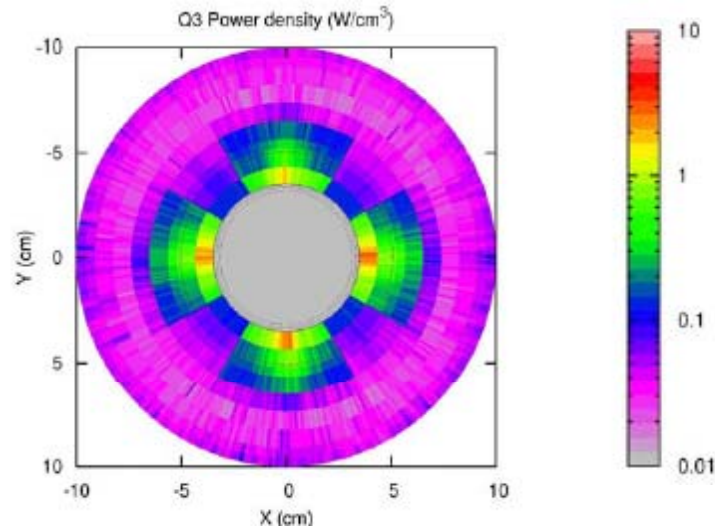
Manageable (7 T operational)  
with Nb -Ti at 1.9 K

Aluminum spacers possible on  
midplane to retain forces:  
gives transparency to the  
decay products

Special cooling and radiation  
dumps may be needed  
inside yoke.

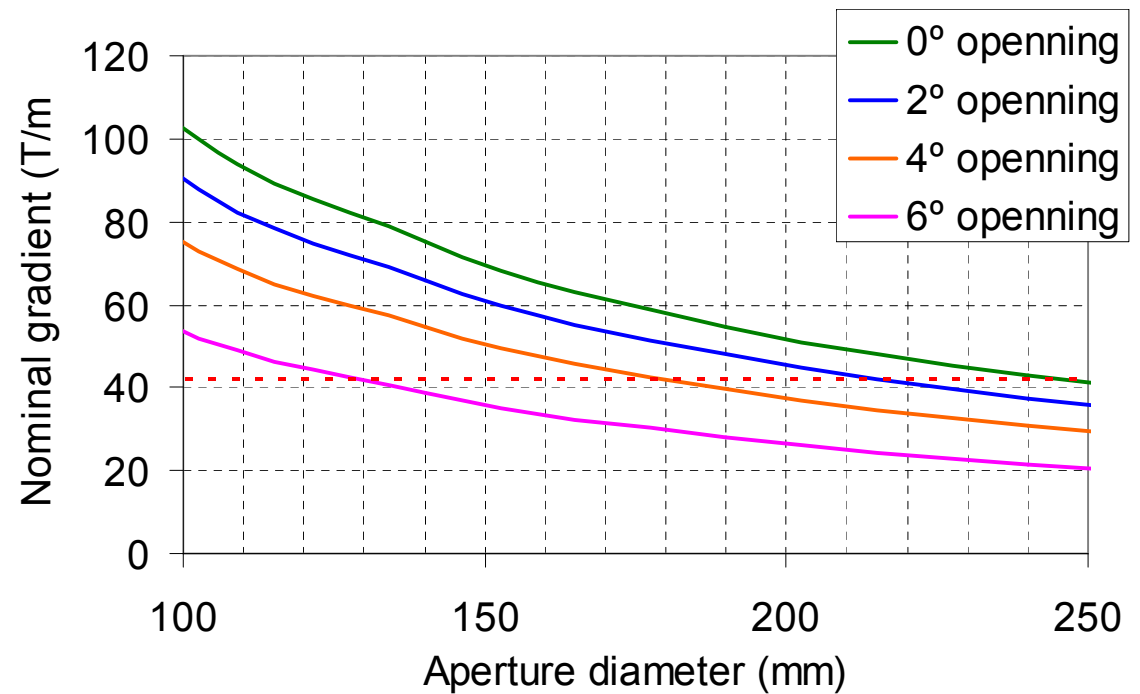
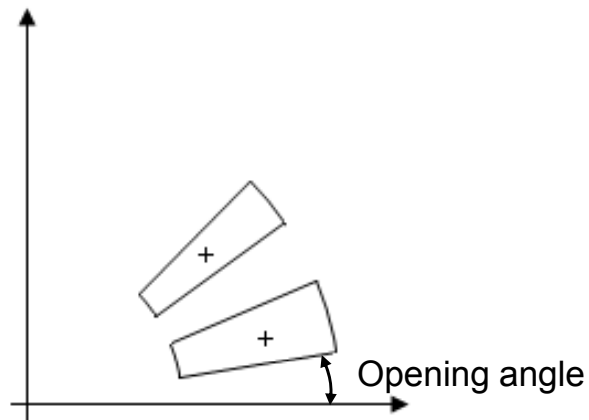
J. Bruer, E. Todesco, CERN

# Open mid-plane Quadrupole



Acknowledgments (magnet design):  
F Borgnolutti, E. Todesco (CERN)

# Open mid-plane Quadrupole



Acknowledgments (magnet design):  
F Borgnolutti, E. Todesco (CERN)



# Options for production

- ISOL method at 1-2 GeV (200 kW)

- $>1 \cdot 10^{13}$   ${}^6\text{He}$  per second
- $<8 \cdot 10^{11}$   ${}^{18}\text{Ne}$  per second
- Studied within EURISOL

Aimed:

He  $2.9 \cdot 10^{18}$  ( $2.0 \cdot 10^{13}/\text{s}$ )

Ne  $1.1 \cdot 10^{18}$  ( $2.0 \cdot 10^{13}/\text{s}$ )

- Direct production

- $>1 \cdot 10^{13}$  (?)  ${}^6\text{He}$  per second
- $1 \cdot 10^{13}$   ${}^{18}\text{Ne}$  per second
- Studied at LLN, Soreq, WI and GANIL

- Production ring

- $10^{14}$  (?)  ${}^8\text{Li}$
- $>10^{13}$  (?)  ${}^8\text{B}$
- Will be studied Within EUROv

Courtesy M. Lindroos

**N.B. Nuclear Physics has limited interest in those elements => Production rates not pushed!  
Try to get resources to persue ideas how to produce Ne!**

# Options for production

- ISOL method at 1-2 GeV (200 kW)

- $>1 \cdot 10^{13}$   ${}^6\text{He}$  per second

- $<8 \cdot 10^{11}$   ${}^{18}\text{Ne}$  per second

- Studied within EURISOL

Aimed:

He  $2.9 \cdot 10^{18}$  ( $2.0 \cdot 10^{13}/\text{s}$ )

Ne  $1.1 \cdot 10^{18}$  ( $2.0 \cdot 10^{13}/\text{s}$ )

- Direct production

- $>1 \cdot 10^{13}$  (?)  ${}^6\text{He}$  per second

- $1 \cdot 10^{13}$   ${}^{18}\text{Ne}$  per second

- Studied at LLN, Soreq, WI and GANIL

- Production ring

- $10^{14}$  (?)  ${}^8\text{Li}$

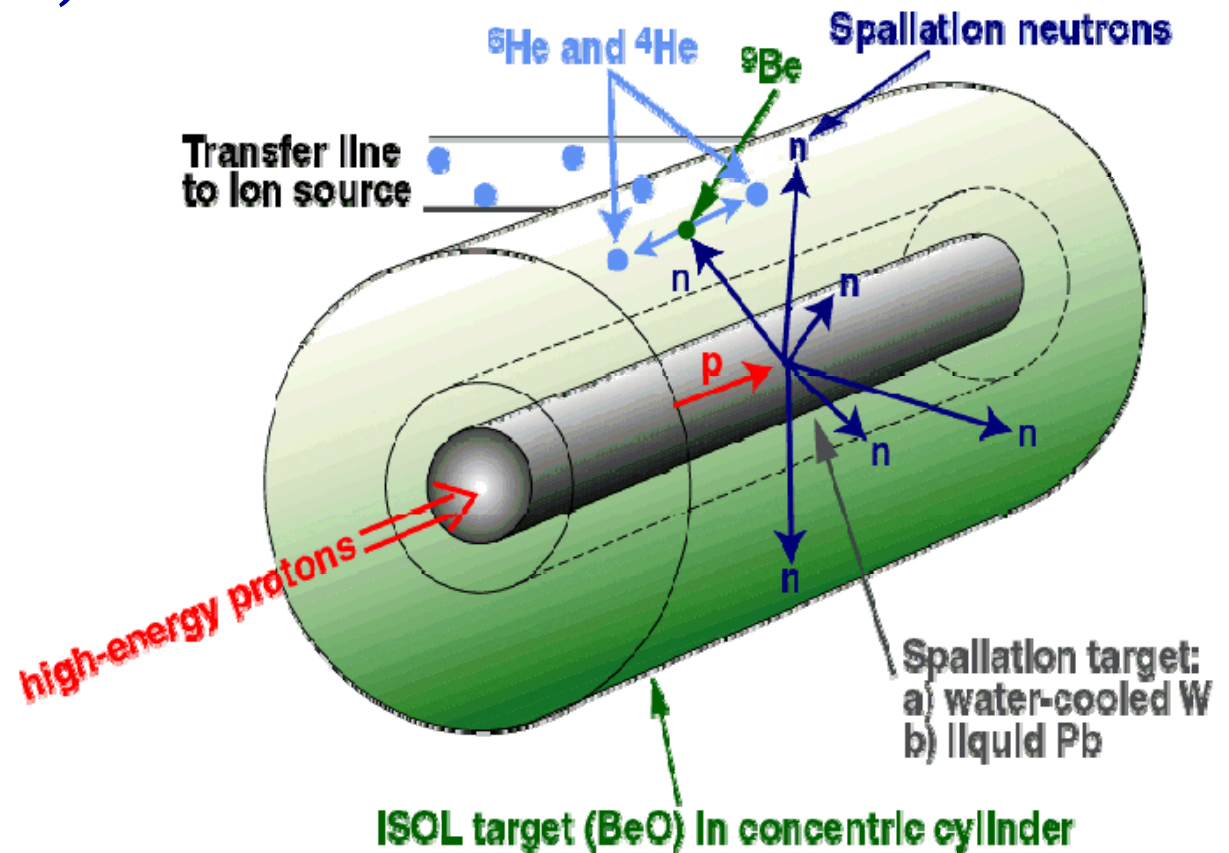
- $>10^{13}$  (?)  ${}^8\text{B}$

- Will be studied Within EUROv

Courtesy M. Lindroos

**N.B. Nuclear Physics has limited interest in those elements => Production rates not pushed!  
Try to get resources to persue ideas to produce Ne!**

# ${}^6\text{He}$ (ISOL)



Converter technology:  
(J. Nolen, NPA 701 (2002) 312c)

T. Stora, N. Thollieres, CERN

- Converter technology preferred to direct irradiation (heat transfer and efficient cooling allows higher power compared to insulating BeO).
- ${}^6\text{He}$  production rate is  $\sim 2 \times 10^{13}$  ions/s (dc) for  $\sim 200$  kW on target.

**Recent measurements at ISOLDE**

# Options for production

Courtesy M. Lindroos

- ISOL method at 1-2 GeV (200 kW)
  - $>1 \cdot 10^{13}$   ${}^6\text{He}$  per second
  - $<8 \cdot 10^{11}$   ${}^{18}\text{Ne}$  per second
  - Studied within EURISOL
- Direct production
  - $>1 \cdot 10^{13}$  (?)  ${}^6\text{He}$  per second
  - $1 \cdot 10^{13}$   ${}^{18}\text{Ne}$  per second
  - Studied at LLN, Soreq, WI and GANIL
- Production ring
  - $10^{14}$  (?)  ${}^8\text{Li}$
  - $>10^{13}$  (?)  ${}^8\text{B}$
  - Will be studied Within EUROv

Aimed:

He  $2.9 \cdot 10^{18}$  ( $2.0 \cdot 10^{13}/\text{s}$ )

Ne  $1.1 \cdot 10^{18}$  ( $2.0 \cdot 10^{13}/\text{s}$ )

**N.B. Nuclear Physics has limited interest in those elements => Production rates not pushed!  
Try to get resources to persue ideas to produce Ne!**

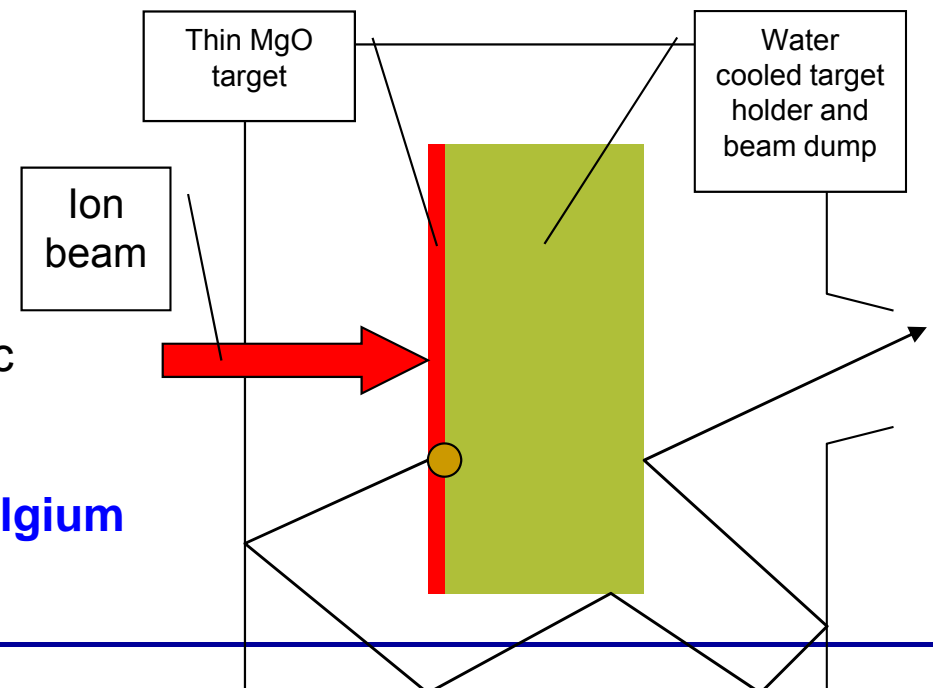

# $^{18}\text{Ne}$ (Direct Production)

## Geometric scaling

- Producing  $10^{13}$   $^{18}\text{Ne}$  could be possible with a beam power (at low energy) of 2 MW (or some 130 mA  $^3\text{He}$  beam on MgO).
- To keep the power density similar to LLN (today) the target has to be 60 cm in diameter.
- To be studied:
  - Extraction efficiency
  - Optimum energy
  - Cooling of target unit
  - High intensity and low energy ion linac
  - High intensity ion source

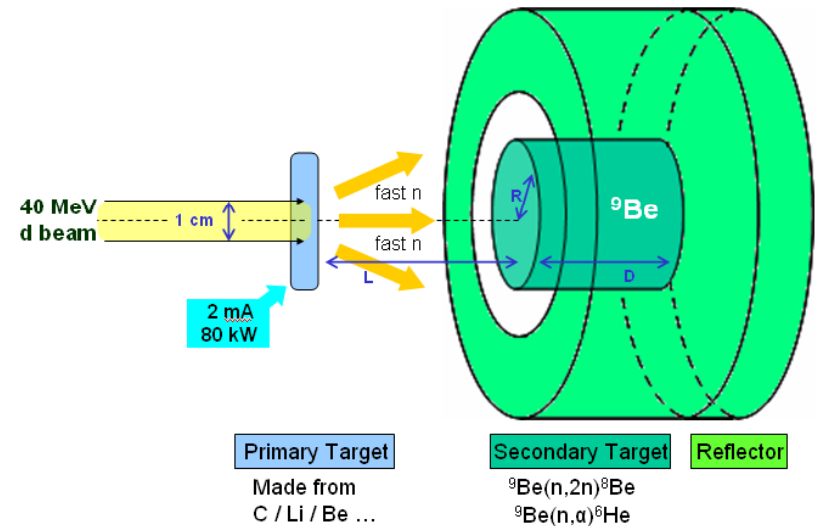
S. Mitrofanov and M. Loislet at CRC, Belgium

T. Stora, CERN, 2009 -> ?



# ${}^6\text{He}$ (Two Stage ISOL)

- Studied  ${}^9\text{Be}(n,\alpha){}^6\text{He}$ ,  ${}^{11}\text{B}(n,\alpha){}^8\text{Li}$  and  ${}^9\text{Be}(n,2n){}^8\text{Be}$  production
- For a 2 mA, 40 MeV deuteron beam, the upper limit for the  ${}^6\text{He}$  production rate via the two stage targets setup is  $\sim 6 \cdot 10^{13}$  atoms per second.
- Interesting also for  ${}^8\text{Li}$



T.Y.Hirsh, D.Berkovits, M.Hass  
(Soreq, Weizmann I.)

It seems we can produce plenty of antineutrinos...

# Options for production

- ISOL method at 1-2 GeV (200 kW)

- $>1 \cdot 10^{13}$   ${}^6\text{He}$  per second
- $<8 \cdot 10^{11}$   ${}^{18}\text{Ne}$  per second
- Studied within EURISOL

Aimed:

He  $2.9 \cdot 10^{18}$  ( $2.0 \cdot 10^{13}/\text{s}$ )

Ne  $1.1 \cdot 10^{18}$  ( $2.0 \cdot 10^{13}/\text{s}$ )

- Direct production

- $>1 \cdot 10^{13}$  (?)  ${}^6\text{He}$  per second
- $1 \cdot 10^{13}$   ${}^{18}\text{Ne}$  per second
- Studied at LLN, Soreq, WI and GANIL

- Production ring

- $10^{14}$  (?)  ${}^8\text{Li}$
- $>10^{13}$  (?)  ${}^8\text{B}$
- Will be studied Within EUROv

← Difficult Chemistry

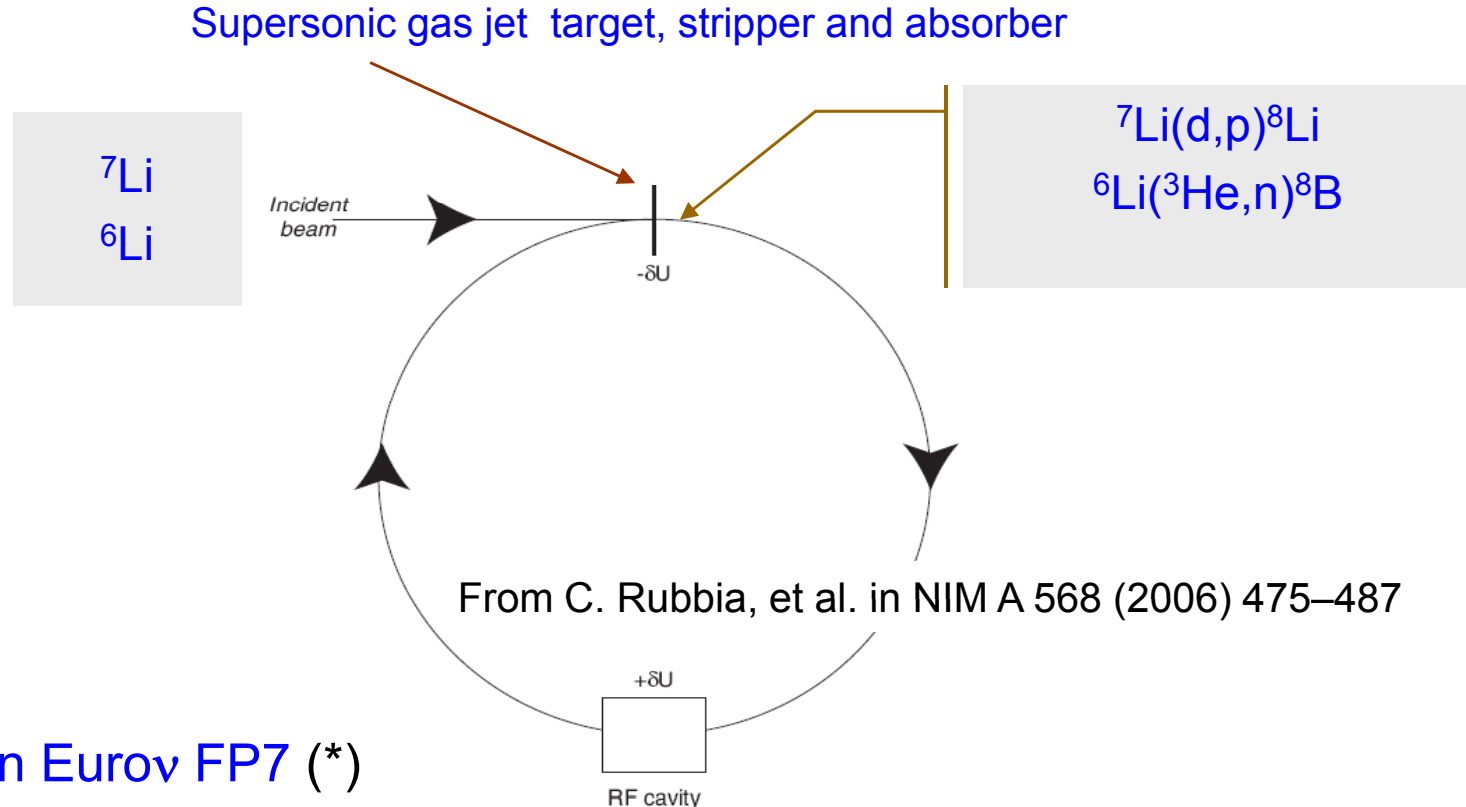
Courtesy M. Lindroos

**N.B. Nuclear Physics has limited interest in those elements => Production rates not pushed!  
Try to get resources to persue ideas to produce Ne!**

# New approaches for ion production

“Beam cooling with ionisation losses” – C. Rubbia, A Ferrari, Y. Kadi and V. Vlachoudis in NIM A 568 (2006) 475–487

“Development of FFAG accelerators and their applications for intense secondary particle production”, Y. Mori, NIM A562(2006)591

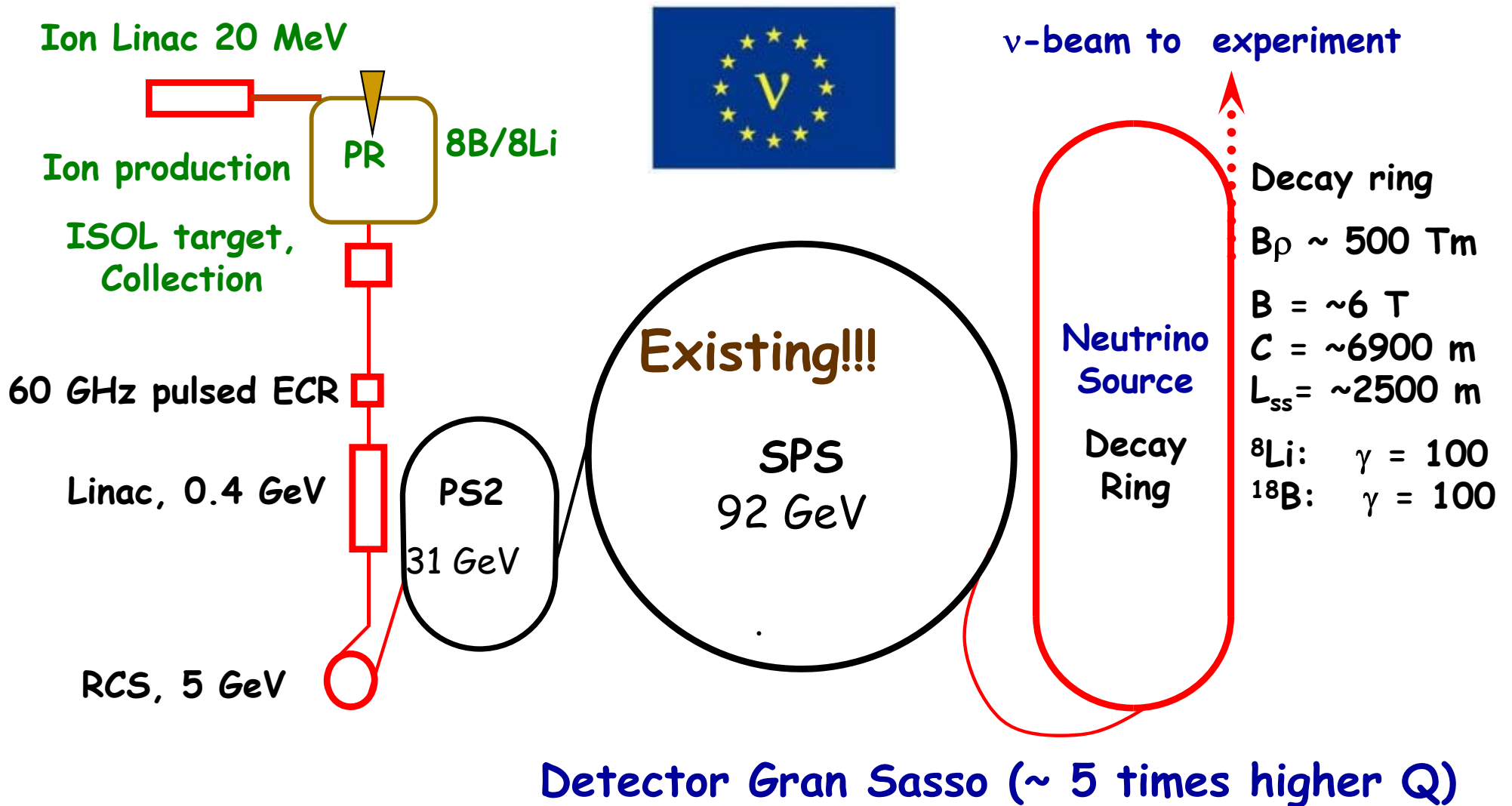


Studied within Eurov FP7 (\*)

(\*) FP7 “Design Studies” (Research Infrastructures) EUROnu  
(Grant agreement no.: 212372)



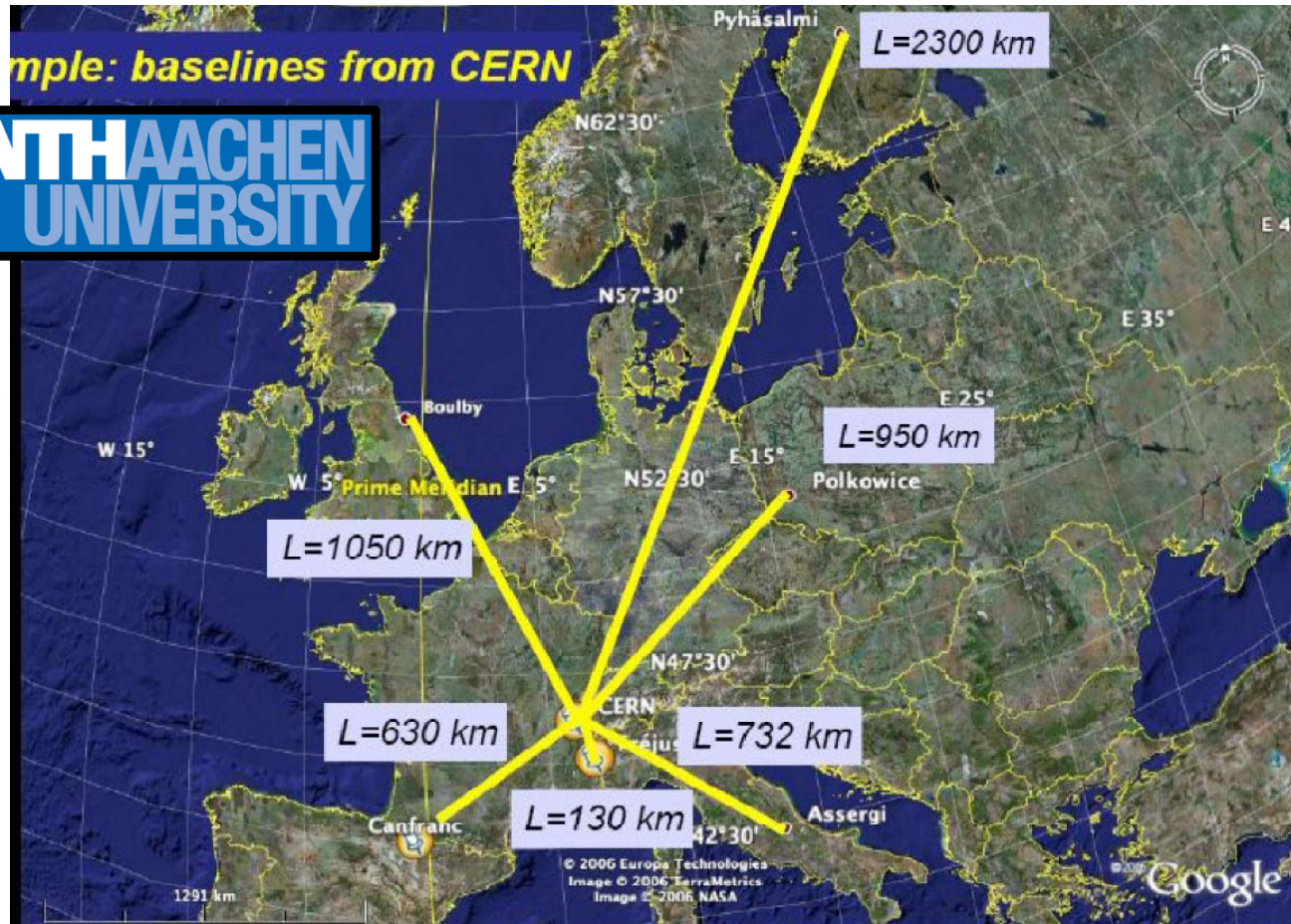
# Beta Beam scenario EUROnu, FP7



# The beta-beam in EURONU DS (I)

- The study will focus on production issues for  $^8\text{Li}$  and  $^8\text{B}$ 
  - $^8\text{B}$  is highly reactive and has never been produced as an ISOL beam
  - Production ring: enhanced direct production
    - Ring lattice design (CERN)
    - Cooling (CERN +)
    - Collection of the produced ions, release efficiencies and cross sections for the reactions (UCL, INFN, ANL)
    - Sources ECR (LPSC, GHMFL)
    - Supersonic Gas injector (PPPL +)
- CERN Complex
  - All machines to be simulated with B and Li (CERN, CEA)
  - PS2 presently under design (**apertures!**)
  - Multiple Charge State Linacs (P Ostroumov, ANL)

# Associated partners in EURONU DS



Possible realization with one detector only (price)

$\nu_\mu$ -beam:

SPL:  $\langle E_\nu \rangle = 260 \text{ MeV}$   
 $L_{\text{opt}} = 134 \text{ km}$

CERN – Frejus: 130 km

$\nu_e$ -beam:

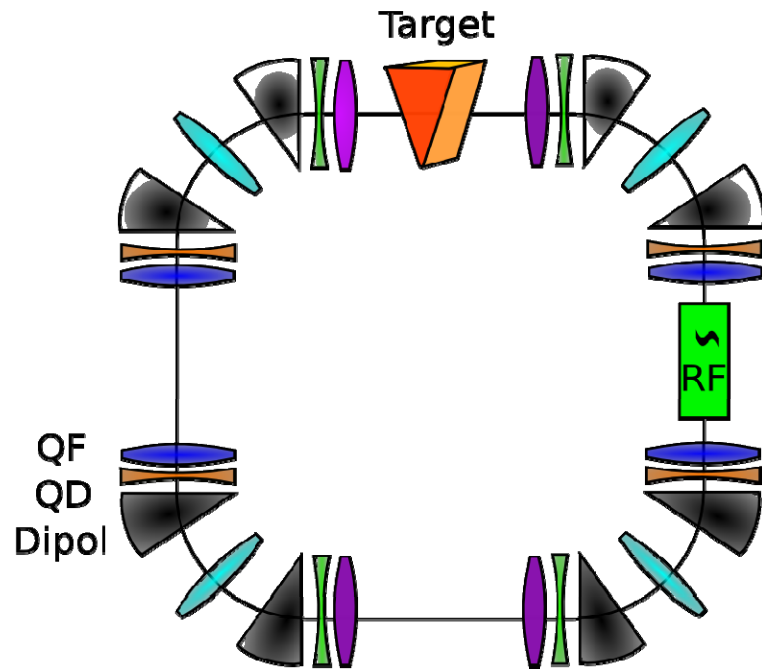
$\gamma \square = 150 \text{ } L_{\text{opt}} = 130 \text{ km}$   
 $\gamma \square = 500 \text{ } L_{\text{opt}} = 1000 \text{ km}$

CERN – Frejus: 130 km

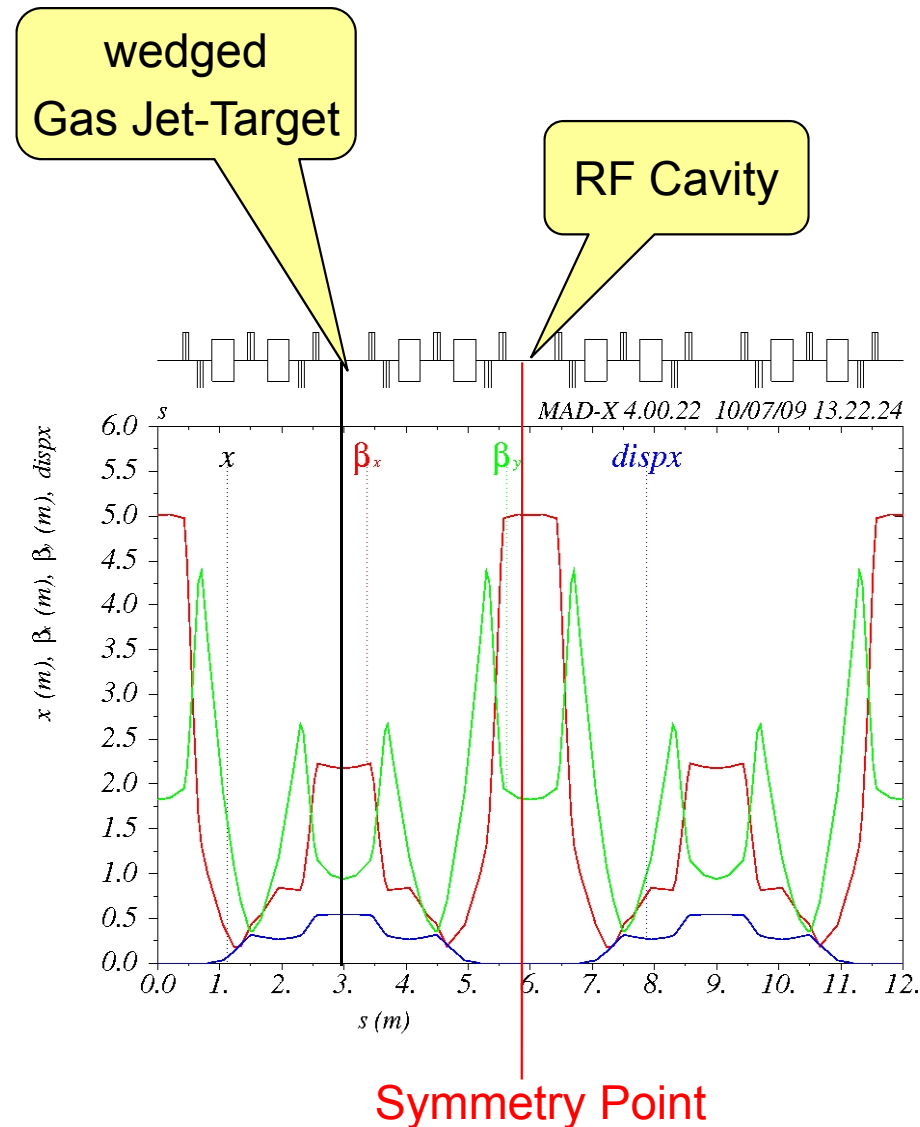
DESY – Frejus: 960 km

3-Flavor Oscillation needs two significantly different baselines to disentangle CP and matter effects

# The production Ring: Ion Source for Beta Beams



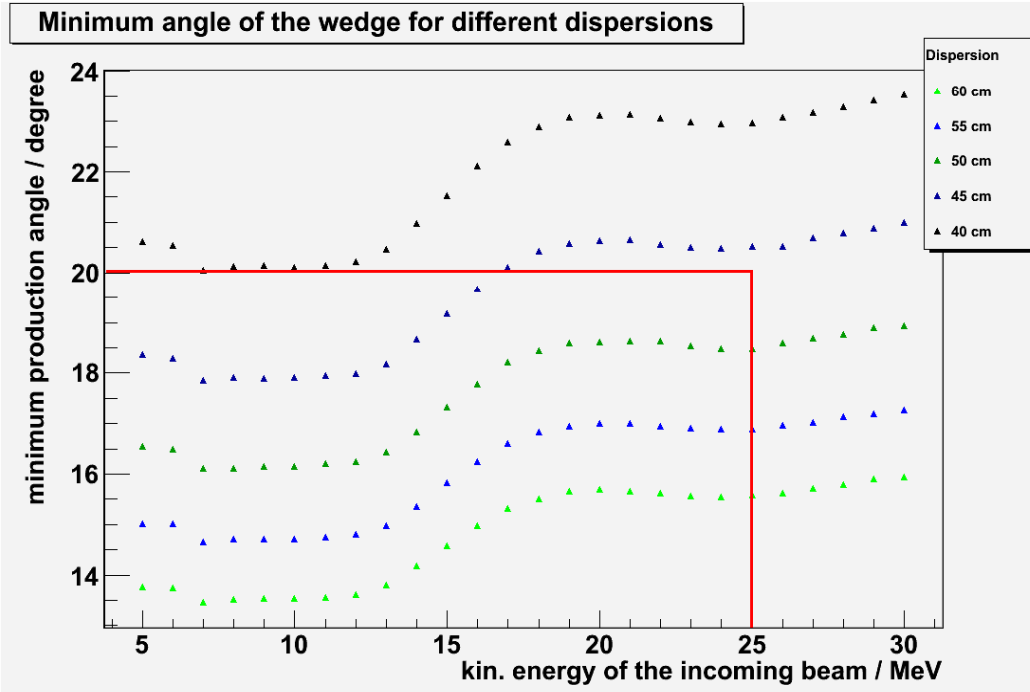
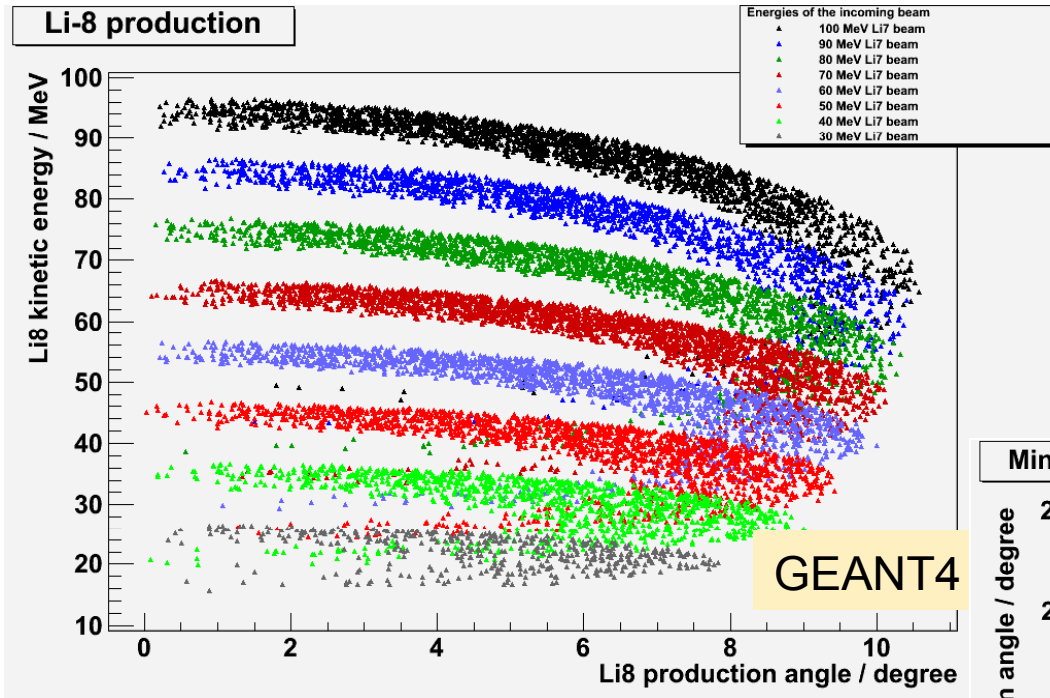
- 12m circumference
- mirror symmetrical structure
- 1.5T dipoles
- 5 quadrupole-families
- $D_x = 0$  in cavity-section
- best choice of  $D_x$  in target-section depends on wedge angle of the target



Michaela Schaumann , Aachen/CERN, 2009



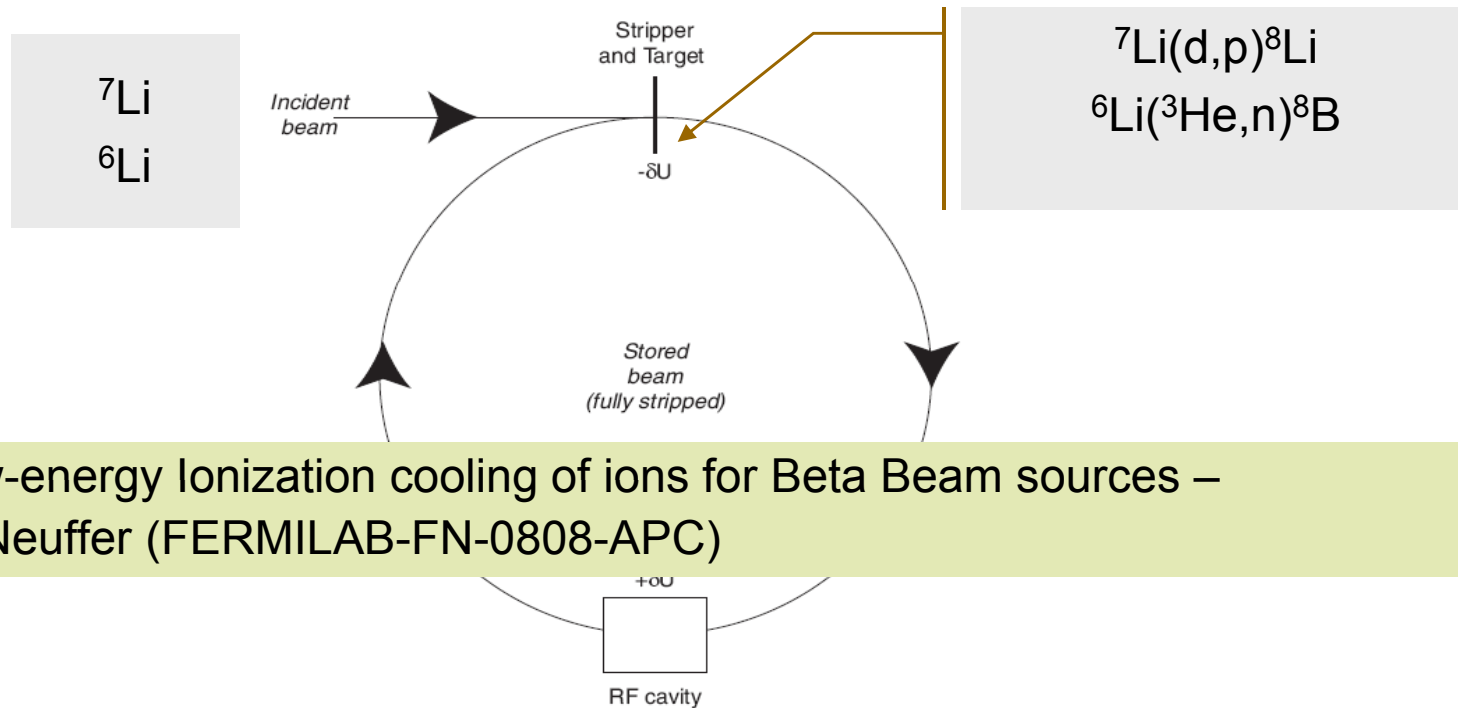
# Simulations, Production Ring (ion source)



Jokob Wehner, Aachen/CERN, 2009



# The production ring cooling: review



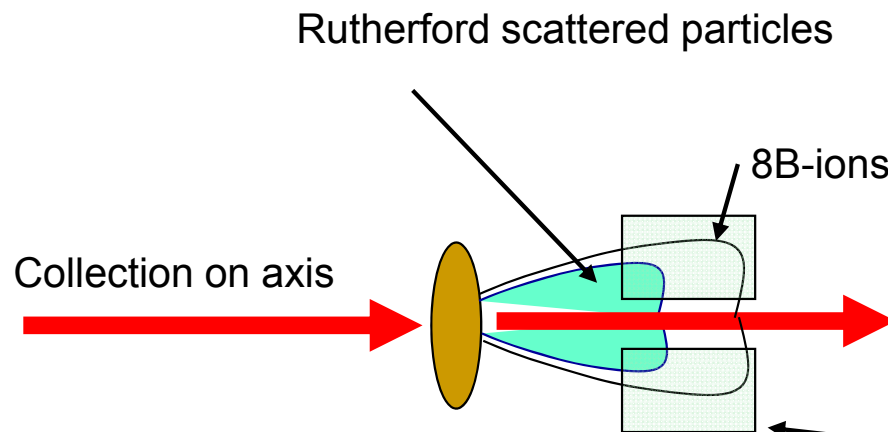

Low-energy Ionization cooling of ions for Beta Beam sources –  
D. Neuffer (FERMILAB-FN-0808-APC)

Mini-workshop Fermilab next week on Beta Beams, ionization cooling (David Neuffer )


# Challenge: collection device

- A large proportion of beam particles ( ${}^6\text{Li}$ ) will be scattered into the collection device.
- Production of  ${}^8\text{Li}$  and  ${}^8\text{B}$ :  
 ${}^7\text{Li}(d,p){}^8\text{Li}$  and  ${}^6\text{Li}({}^3\text{He},n){}^8\text{B}$  reactions  
using low energy and low intensity  $\sim 1\text{nA}$  beams of  ${}^6\text{Li}$ (4-15 MeV) and  ${}^7\text{Li}$ (10-25 MeV) hitting the deuteron or  ${}^3\text{He}$  target.

CRC  
Louvain-la-Neuve




- **Semen Mitrofanov**
- Marc Loiselet
- Thierry Delbar





# Collection Device, Schedule

**CRC**  
Louvain-la-Neuve



- **Semen Mitrofanov**
- Marc Loiselet
- Thierry Delbar

- First beam runs – November÷December'09 – several two days runs
- Full-time beam tests - January÷February'10
- *End of the summer'10 - we hope we will finished with  $^8\text{Li}$ .*



## Terra Incognita:

“We have 1 years to discover how to produce  $^8\text{B}$  beam  
of necessary intensity  
and 1.5 year to develop the production technique »





# Cross section measurements at Laboratori Nazionali di Legnaro

M. Mezzetto (INFN-Pd)

on behalf of

INFN-LNL: M. Cinausero, G. De Angelis, G. Prete


First Experiment performed in July 2008

Inverse kinematic reaction:

${}^7\text{Li} + \text{Cd}_2 \text{ target}$      $E=25 \text{ MeV}$

Data reduction in progress

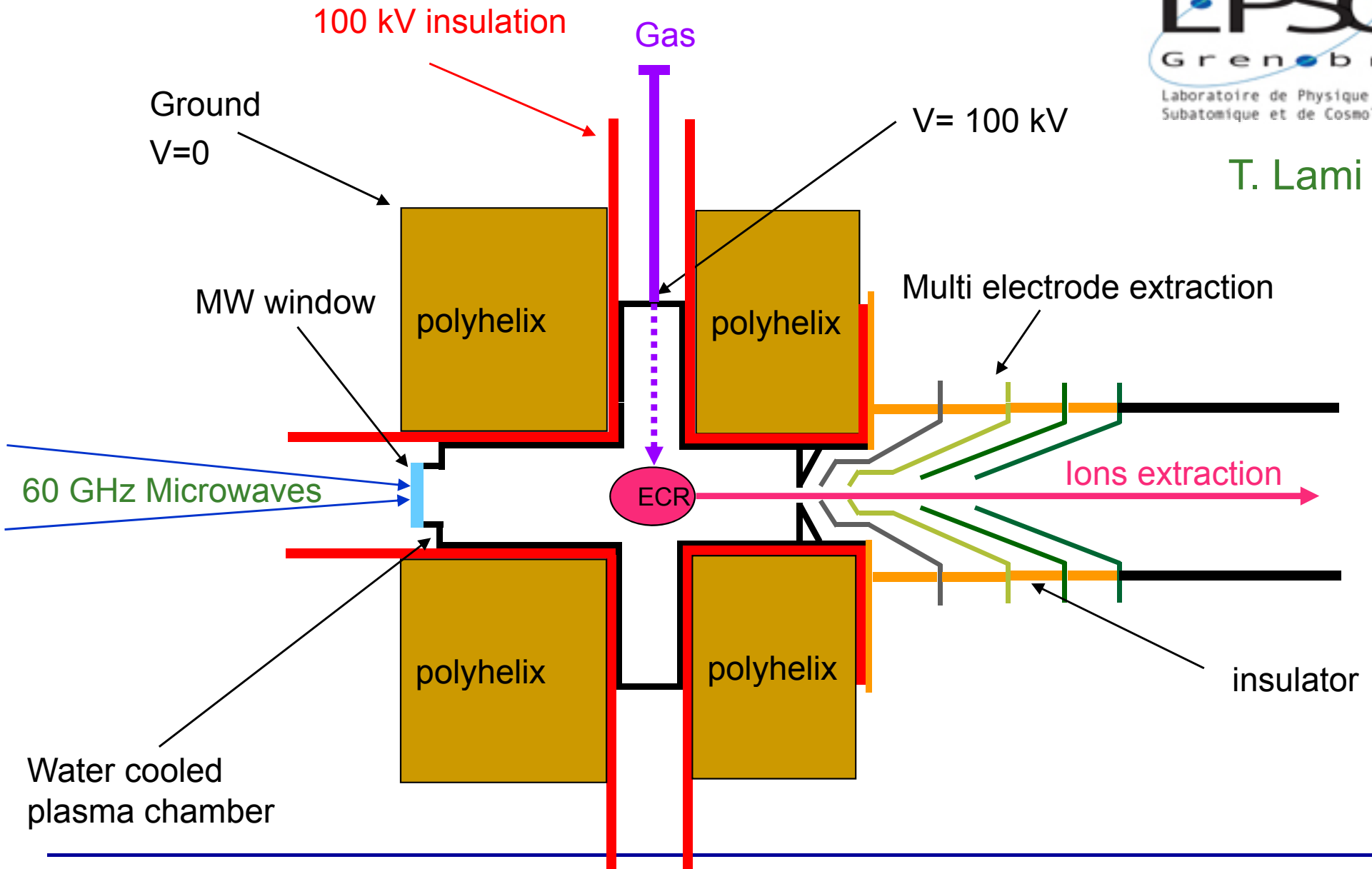
Future: reduce contamination



# ECR Source



T. Lami



# How to get a 60 GHz Gyrotron and perform experiments?

Use any external resources possible (collaborate!!)


T. Lami



ISTC project:

IAP Nizhny Novgorod (Plasma physics theory and experiments, gyrotron manufacturing)

LPSC in this programme will be responsible of the design and construction of various ECR ion sources with the help of LNCMI.



Serge Kox  
LPSC Director

LNCMI has committed itself to the magnetic characterization  
*(i.e. a permanent room for experiments + electrical Power!!)*



Geert Rikken  
Director of the LNCMI

As the leader of one of the work packages in the EUROnu collaboration, the “Beta Beam” work package, for which CERN is the leading institute, I can only encourage the mentioned ISTC project. The ion source is one of the crucial parts for the success of the EUROnu beta beam project.

Estimated total cost of the project (US \$)	1 000 000
Requested from the ISTC	710 000
Other financial source 1: LPSC	290 000



Elena Wildner, CERN/BE/ABP  
Leader of the Beta Beam Workpackage (WP4),  
EUROnu

# Associates



## ■ Weizmann Institute of Science, Rehovot

- Michael Hass
- Partners: GANIL and Soreq
- Collaboration with Aachen (exchange of students)

## ■ Work Focus

- produce light radioactive isotopes also for beta beams
- secondary neutrons from an intense, 40 MeV d beam ( $^6\text{He}$  and  $^8\text{Li}$ ) and direct production with  $^3\text{He}$  or  $^4\text{He}$  beams ( $^{18}\text{Ne}$ ).
- Use of superconducting LINACs such as SARAF at Soreq (Israel) and the driver for SPIRAL-II (GANIL).

## ■ Added Value

- To produce strong beta beam ion candidates or production methods not in EUROnu

Courtesy Micha Hass

# He/Ne & Li/B

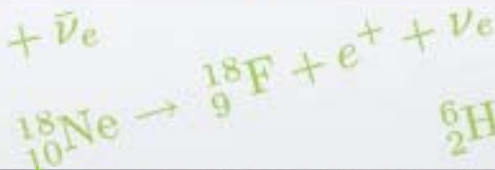
- Bottom-up Exit Intensities

	# $^8\text{B}$ Ions	# $^8\text{Li}$ Ions	# $^{18}\text{Ne}$ Ions	# $^6\text{He}$ Ions
Source rate	$2. \times 10^{13}$	$2. \times 10^{13}$	$8. \times 10^{11}$	$2. \times 10^{13}$
ECR	$5.6 \times 10^{11}$	$1.69 \times 10^{12}$	$2.22 \times 10^{10}$	$1.85 \times 10^{12}$
RCS inj	$2.79 \times 10^{11}$	$8.4 \times 10^{11}$	$1.11 \times 10^{10}$	$9.23 \times 10^{11}$
RCS	$2.73 \times 10^{11}$	$8.18 \times 10^{11}$	$1.09 \times 10^{10}$	$8.97 \times 10^{11}$
PS inj	$4.18 \times 10^{12}$	$1.14 \times 10^{13}$	$1.91 \times 10^{11}$	$1.2 \times 10^{13}$
PS	$3.84 \times 10^{12}$	$1. \times 10^{13}$	$1.82 \times 10^{11}$	$1.03 \times 10^{13}$
SPS	$3.75 \times 10^{12}$	$9.55 \times 10^{12}$	$1.8 \times 10^{11}$	$9.74 \times 10^{12}$
Decay Ring	$1.13 \times 10^{14}$	$2.41 \times 10^{14}$	$3.13 \times 10^{12}$	$1.04 \times 10^{14}$

Courtesy Christian Hansen May 2009

- Annual Neutrino Rates

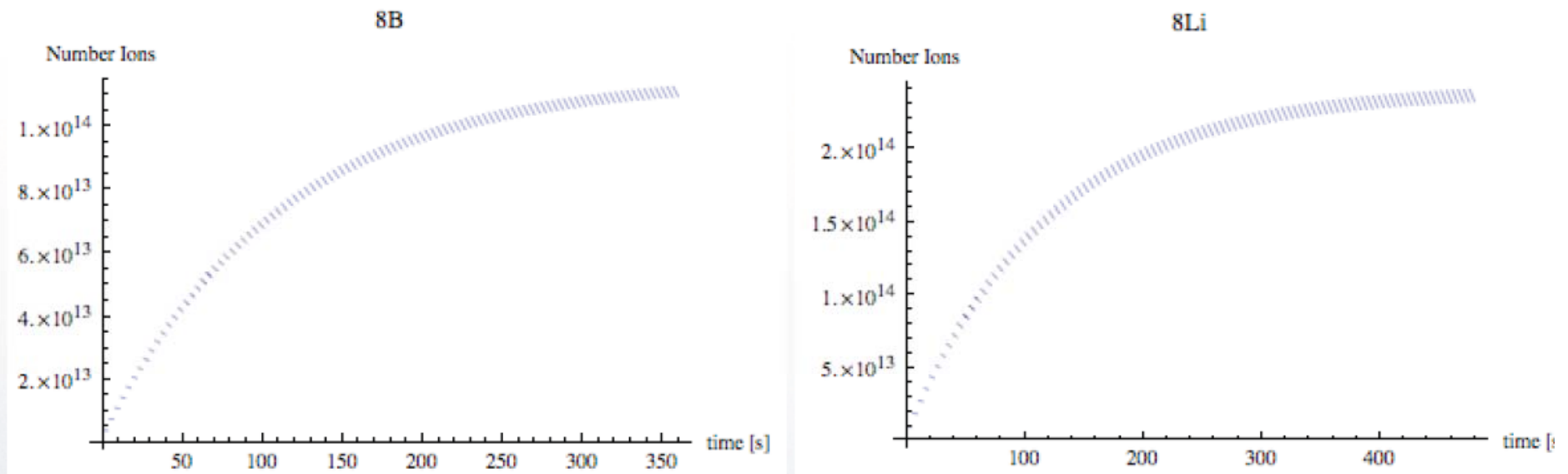
	# $\nu$ from $^8\text{B}$	# anti- $\nu$ from $^8\text{Li}$	# $\nu$ from $^{18}\text{Ne}$	# anti- $\nu$ from $^6\text{He}$
Annual Rate	$3.75 \times 10^{18}$	$7.16 \times 10^{18}$	$4.64 \times 10^{16}$	$3.14 \times 10^{18}$
Required Annual Rate	$5.5 \times 10^{18}$	$1.45 \times 10^{20}$	$1.1 \times 10^{18}$	$2.9 \times 10^{19}$





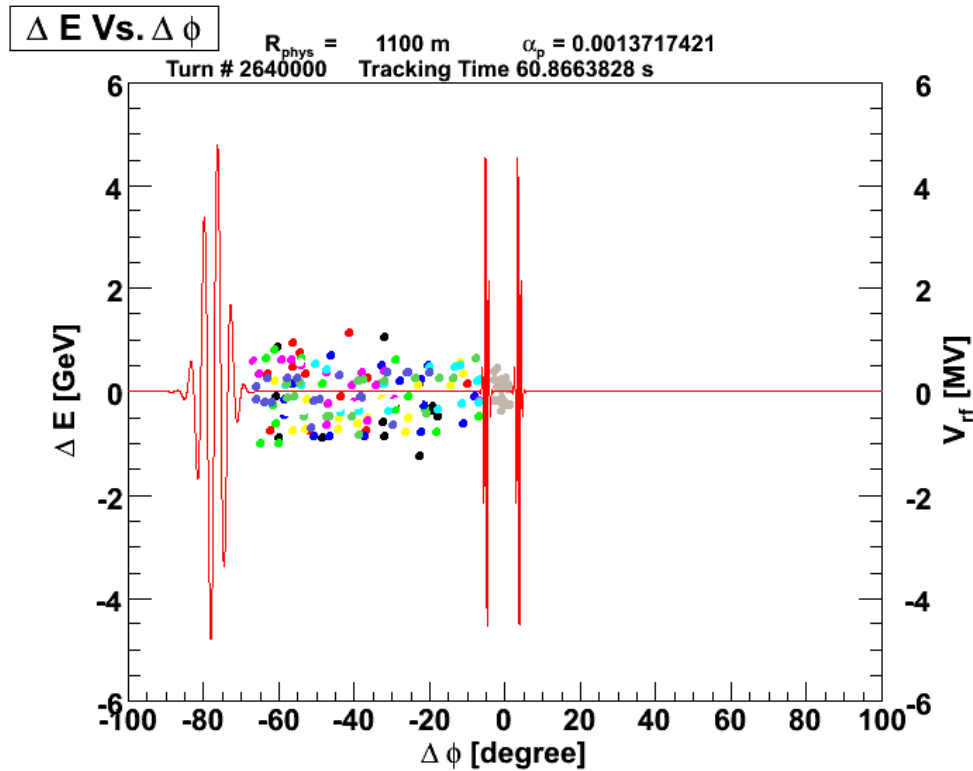
# No dutycycle

- With RF Barrier Bucket gymnastics the DR could maybe be used till full saturation (investigations ongoing)



- For the  $6\text{He}$  and  $18\text{Ne}$  ions however bunching was needed and merging allowed for only 15 and 20 injections respectively

# Barrier Buckets, relaxed duty factor



See Poster Session today : Christian Hansen (CERN)

# Gamma and decay-ring size, ${}^6\text{He}$

Gamma	Rigidity [Tm]	Ring length <u>T=5 T</u> <u>f=0.36</u>	Dipole Field <u>rho=300 m</u> <u>Length=6885m</u>
100	938	4916	3.1
150	1404	6421	4.7
200	1867	7917	6.2
350	3277	12474	10.9
500	4678	17000	15.6

Magnet R&D



---

# Conclusions (i)

- The EURISOL beta-beam conceptual design report will be presented in second half of 2009
  - First coherent study of a beta-beam facility
  - Top down approach
  - $^{18}\text{Ne}$  shortfall
  - Duty Factors are challenging:  
Collimation and RF in Decay Ring

# Conclusions (ii)

- A beta-beam facility using  ${}^8\text{Li}$  and  ${}^8\text{B}$  (EUROnu)
  - Experience from EURISOL
  - Production issues (not to forget  ${}^{18}\text{Ne}$ )
  - Optimize chain
  - Revisit Duty Factors
  - Apertures of PS2
  - (Complete) simulation of beta beam complex
  - Costing (add what is not in EUROnu)
  - **First results will come from Euronu DS (2008-2012)**

---

# Acknowledgements

FP6 "Structuring the European Research Area" programme (CARE, contract number RII3-CT-2003-506395) and FP7 "Design Studies" (Research Infrastructures) EUROnu (Grant agreement no.: 212372)

Particular thanks to

M. Benedikt, FP6 Leader

M. Lindroos,

and all contributing institutes and collaborators