

FRONTEND OPTIMIZATION STUDIES

HISHAM KAMAL SAYED

BROOKHAVEN NATIONAL LABORATORY

May 6, 2014



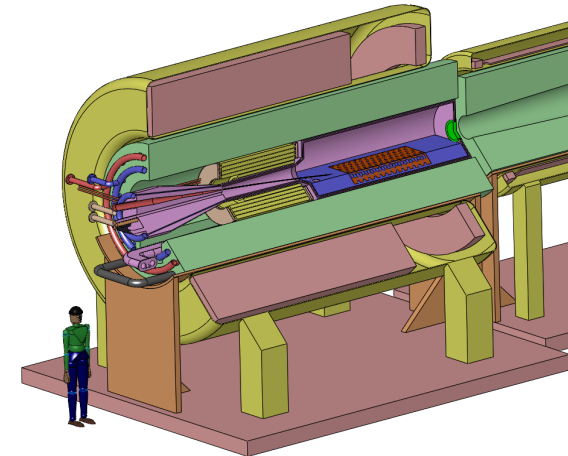
FRONT END OPTIMIZATION

OUTLINE

Goal : Optimize number of useful muons and limit the proton beam power energy transmitted to the first RF cavity in the buncher

Involved systems:

- Carbon target and carbon dump geometry
- Capture field
- Chicane design
- Be absorber



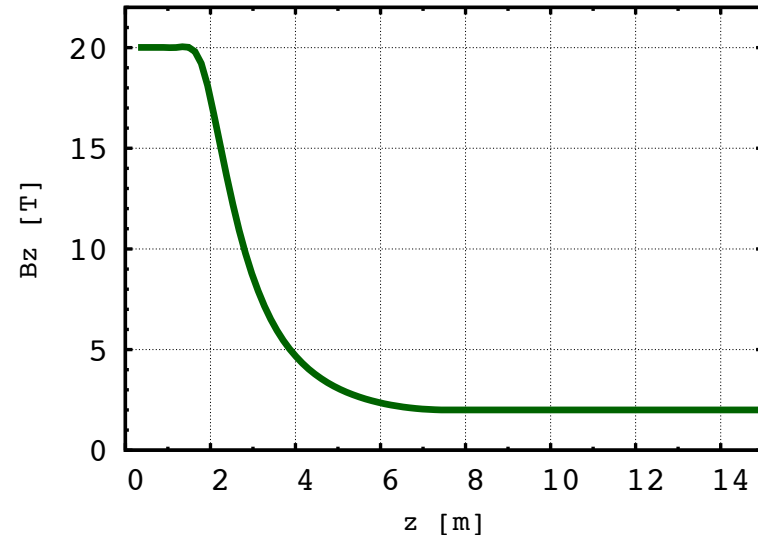
- 1- Target geometry parameters: Carbon target length, radius, and tilt angle to solenoid axis
- 2- Target Capture field: constant field length - taper length - end field
- 3- Chicane parameters: Length - curvature – focusing field
- 4- Be absorber thickness and location
- 5- Energy deposition in the target area + Chicane will be evaluated and involved in the optimization.

CARBON TARGET GEOMETRY OPTIMIZATION

- Target geometry parameters:
Carbon target length -- radius -- tilt angle to solenoid axis
- Objective: optimize at $z = 50$ m
 $\Sigma \pi + \mu + \kappa$ within
 $0 < p_z < 450$ MeV/c (to compensate for the Be absorber effect) & $0 < p_t < 150$ MeV/c

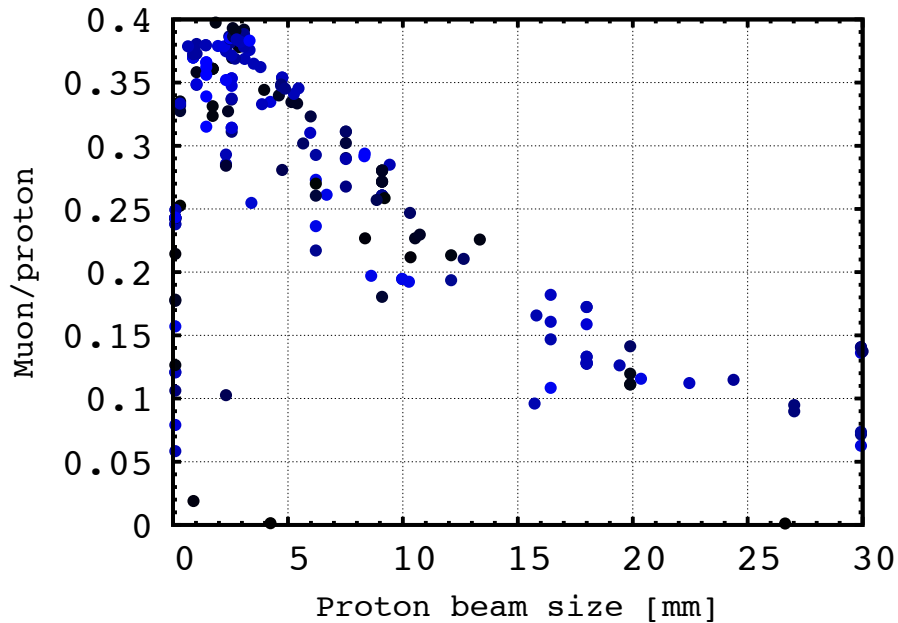
Initial lattice in G4Beamline – using GEANT4 physics list QGSP (Benchmarked with HARP data – Bungau *et al* PRSTAB 2014)

- $B_z = 20$ T - 2.0 T over taper length = 6.0 m
- Initial protons K.E. = 6.75 GeV
- Target radius fixed at 4 times the proton beam size



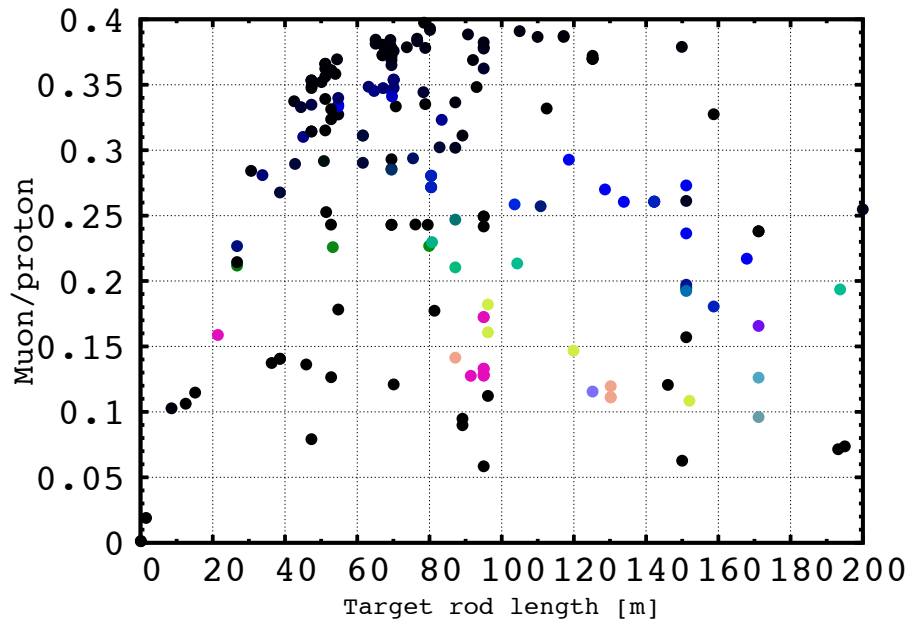
- The whole optimization process 6 hours on 192 cores at NERSC

CARBON TARGET GEOMETRY OPTIMIZATION

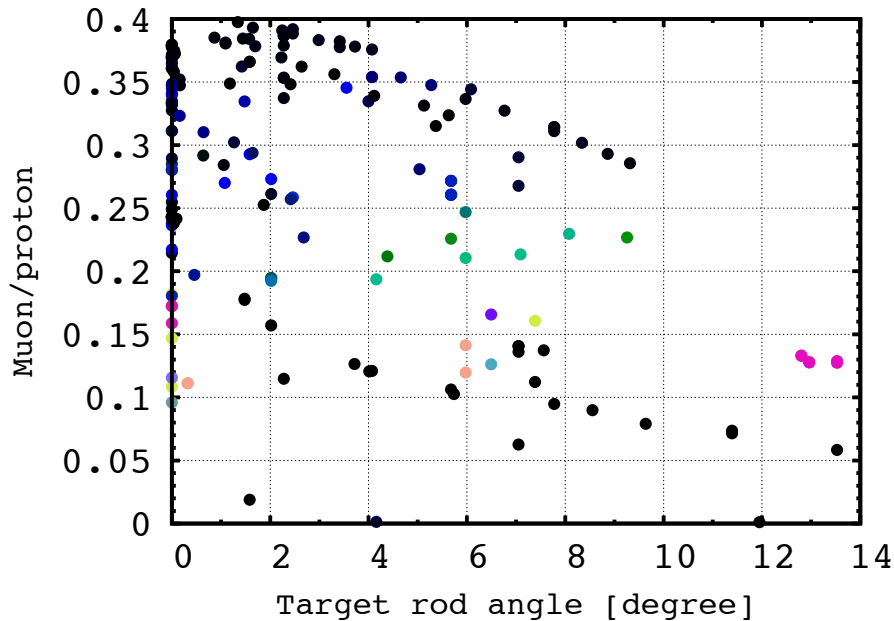


Optimal working point 2-3 mm
Different colors → different target lengths & angles

Optimal working point 70-120 cm
Different colors → different target angles & radii



CARBON TARGET GEOMETRY OPTIMIZATION



Optimal working point 1-3 degrees
 Different colors → different target lengths
 & radii

Beam radius [mm]	Target angle [degree]	Target length [mm]	N_{μ}/N_p
1.85292	1.34088	785.00294	0.39745
2.59974	1.64588	801.56101	0.39305
3.08659	2.45955	801.56101	0.39184
2.71093	2.24632	1049.69876	0.39097
3.08659	2.45955	906.74622	0.38844

CARBON TARGET GEOMETRY OPTIMIZATION

- To do list
 - Add carbon beam dump
 - Integrate to the chicane (see next slide)
 - Consider the capture field in the optimization


➤ The whole optimization process 6 hours on 192 cores at NERSC



CHICANE

- Short taper (6 m) integrated with the new chicane from Pavel's G4BL lattice (same parameters as in ICOOL)
- Started optimizing the chicane parameters (initial values - D. Neuffer's icool lattice)
 - Chicane length L (initial value $L = 6.0$)
 - Chicane radius of curvature h (initial value = 0.05818 1/m)
 - Be absorber length (initial value = 100.0 mm)
 - On-axis field is a free parameter – optimization will be carried for $B = 2.0 - 2.5 - 3.0 \text{ T}$
 - Chicane aperture 40 cm (might be a free parameter as well)
- Objectives → minimize total KE of transmitted protons $\sum KE_{\text{protons}}$
 - Maximize number of transmitted muons $\sum \pi + \mu + \kappa$ within $0 < p_z < 450 \text{ MeV/c}$ (to compensate for the Be absorber effect) & $0 < p_t < 150 \text{ MeV/c}$

Run 100 K particles through the chicane with initial parameters $\sum KE_{\text{protons}} = 29 \text{ GeV}$ & $\sum N_{\mu} = 4377$



CHICANE

Run 500 K particles through the chicane with automated optimization algorithm

$B_0 = 2.0$ T

H	L	Be thickness [mm]	$\Sigma K_{e_{\text{protons}}}$ [GeV]	ΣN_{mu}
0.057587951	10.23983	101.88068	0.547549	13522
0.057587951	10.23983	101.88068	0.547549	13506
0.057587951	10.23983	101.88068	0.547549	13506
0.057587951	10.23983	101.88068	0.547549	13506
0.04063443	10.99894	259.19359	0.380618	11975

CHICANE

$B_0 = 2.5 \text{ T}$

H	L	Be thickness [mm]	$\Sigma K_{e_{\text{protons}}}$ [GeV]	ΣN_{μ}
0.020371496	21.82107	327.90203	0.741961	13143
0.058173286	9.66614	249.48609	0.230776	12303
0.020371496	23.3482	353.23063	0.0487631	12018
0.083906168	8.56258	101.88068	0.625911	12439
0.083906168	8.56258	101.88068	0.625911	12439

$B_0 = 3.0 \text{ T}$

H	L	Be thickness [mm]	$\Sigma K_{e_{\text{protons}}}$ [GeV]	ΣN_{μ}
0.063239202	12.35924	101.88068	0.856025	17690
0.063239202	12.35924	101.88068	0.856025	17690
0.063239202	12.35924	101.88068	0.856025	17690
0.063239202	12.35924	101.88068	0.856025	17690
0.059079316	15.31618	121.18716	0.04844	15307

CONCLUSION & SUMMARY

- New objective for front end optimization
 - Handle excessive proton beam + unwanted secondaries
 - Capture as much muons
- Energy deposition has to be integrated in the optimization study
 - Partitioning of energy deposited in
 - Beam dump
 - Chicane
 - Be absorber
- Optimization includes
 - Target geometry
 - Beam dump
 - Chicane field + chicane geometry
 - Be absorber
 - Re-tune buncher & phase rotation